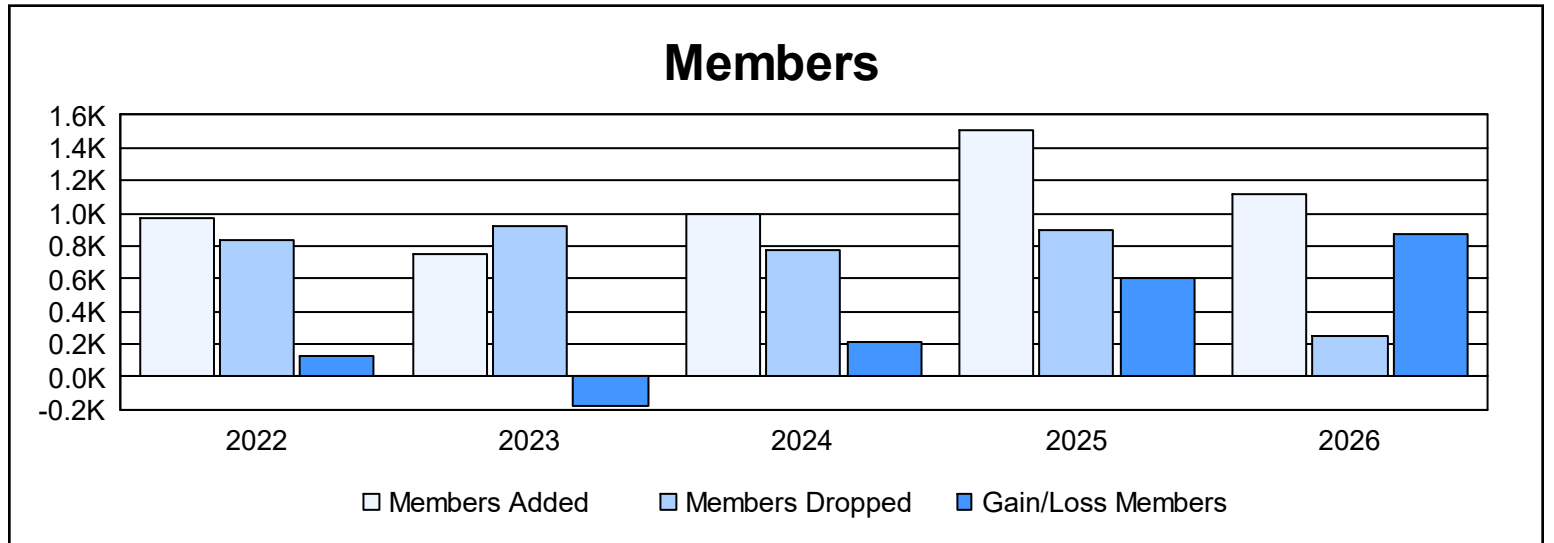
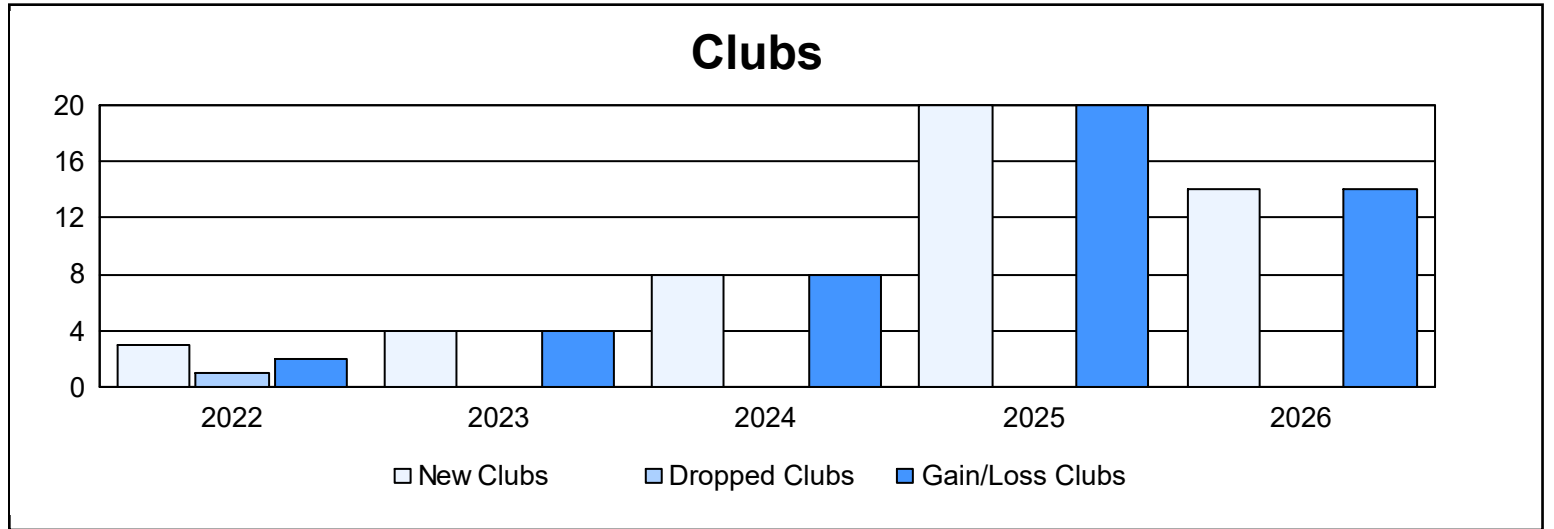
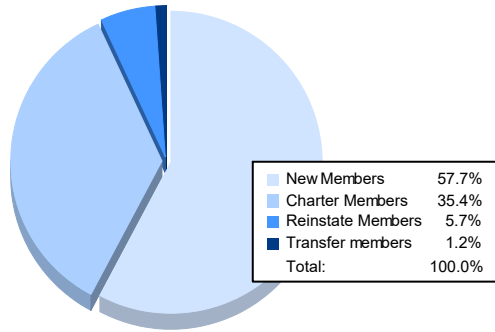


| Year | New Clubs | Dropped Clubs | Gain/ Loss Clubs | New Members | Charter Members | Reinstate Members | Transfer Members | Total Member Added | Total Members Dropped | Gain/ Loss Members |
|----------------|-----------|---------------|------------------|-------------|-----------------|-------------------|------------------|--------------------|-----------------------|--------------------|
| 2021-2022 | 3 | 1 | 2 | 795 | 107 | 58 | 9 | 969 | 837 | 132 |
| 2022-2023 | 4 | 0 | 4 | 562 | 133 | 44 | 11 | 750 | 927 | -177 |
| 2023-2024 | 8 | 0 | 8 | 717 | 195 | 57 | 21 | 990 | 773 | 217 |
| 2024-2025 | 20 | 0 | 20 | 923 | 450 | 100 | 37 | 1,510 | 901 | 609 |
| 2025-2026 | 14 | 0 | 14 | 645 | 395 | 64 | 13 | 1,117 | 245 | 872 |
| Average | 10 | 0 | 10 | 728 | 256 | 65 | 18 | 1,067 | 737 | 331 |



Membership Composition March 2026 Cumulative



Gender Composition March 2026 Cumulative

